


QalamBartar (QB) for Windows and Mac

Dropping dots, Arabic has 19 letterforms: 14 are right and left joiners, 4 join right but not left breaking words into segments. Terminating words, 10 extend their ends clockwise, 2 counterclockwise, M either way but the flower @ drops one petal. Hamza is a non-joiner.

ر	و	د	ا	ء	ه	ع	ح	end	ط	ل	ك	س	ص	م	ن	ب	و	ي	
ر	و	د	ا	ء	ها	عا	حا	join	طا	ل	كا	سا	صا	ما	نا	با	يا	قا	فا
4 Half-Joiners					@ CCW					M									

See how Kaf and the flower @

1. line to H, Jeem and Waw
2. curve up to Alif and Dal
3. curve down to Ra
4. atop (Shelter) Meem
5. are shouldered by Jeem, @ and Y



That's right: 14 not only join appropriately, but also distant themselves differently from R lest they should create unpleasant irregularities, within and between words. Such dynamic and smart letterforms necessitate not only dynamic and smart fonts, but also a tool (QalamBartar) to cute with them, harmonizing spaces and adjusting the dots of their alike, as well.

After installing and activating QB, run it and Key [Windows+\] or [Mac+\] to see it interface. Switch to your language of choice by right Clicking on QB icon > Settings.

Settings

- General
- Typography
- Keyboard
- Shortcuts
- Font
- System

Language: English

- Arabic
- English
- Indonesian
- Malay
- Persian

Launch
 Show f

QalamBartar Signs Help

wm_Sols

Regular

Typography Window

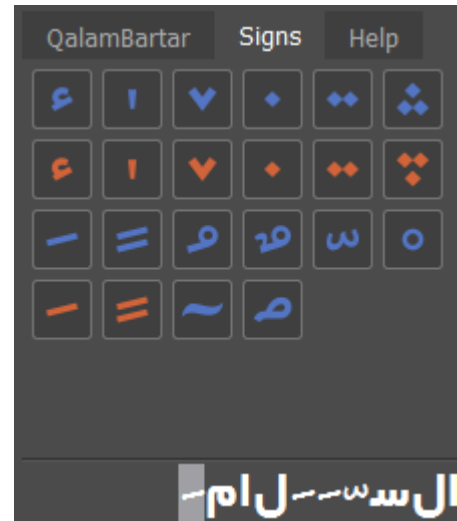
Get Font Pack Font Shop

ال سندس ل ام

Run M\$ Wordpad or MacTextEdit, choose a QB font and, Keeping an eye on the Compass (Bottom Right of QB), go on typing and launching dots and marks here and here [above/below](#) letters. Then go mouse or Keyboard Typography.

Mouse Typography, it is possible to:

1. Move anything by selecting & dragging.
2. Cycle through Alternatives by double clicking.
3. Rotate Dots by double clicking.
4. Undo changes by hitting ↶




1	2	3	4	5	6	7	8	9

Mouse Typography Window is self-explanatory.

Mouse hovering on the icons reveal their successive functions

1. Reset Typography
2. Select All
3. Adjust inward spacing
4. Set Colors
5. Zoom in
6. Zoom out
7. Show Grid on/off
8. Export
9. Copy to Clipboard



Elaborating: Export Artwork by clicking or keying Alt+C

- Asis, simply by copy pasting into InDesign, Office, Illustrator, PhotoShop or CorelDraw
- As EPS, SVG, PNG, BMP or WEBP choosing type, color and size
- As crisp, clean and scalable vector (svg) simply by dragging and dropping the captured image into Freehand, Illustrator, PhotoShop or CorelDraw.

Keyboard Typography, it is easy to target and:

A. Move any letter up and down, across and back by Keying [Alt+Arrow].

کتاب رتق دوریان دوریا

B. Swash one of the CCW-terminating Green by Keying [Alt+Space], then Overlap the following word across it, so as to save space and beautify phrases.

چردیق جاوی . فرض عین

C. Cycle thru Alternatives of H, @, Kaf, Y or Alif+Lam by keying [Alt+H].

السلام علیکم وعلیکم أهلاً وسهلاً سهلاً سهلاً
من المسجد الحرام (الحرام إلى إلى (مسجد الاقصى (الاقصى

D. Shelter M, or @/H shoulder letters by keying [Alt+H] to make self-explanatory combinations in order to save space and beautify phrases.

مسجد . محمد . محمد . محممة . شهید . هجري . شمسي
مسجد . محمد . محمد . محممة . شهید . هجري . شمسي

E. Free and rotate pair of dots by Keying [Alt+:],

- Remove dot(s) by Keying [Del] or [Backspace] , or
- Change color and size of dot(s) independently, or
- Accurately position the dot(s) by holding [Ctrl+Alt] and keying Arrow key.

حروف عربية حروف عربية

F. Accurately position a mark by holding [Ctrl+Alt] and keying Arrow key.

- Change color and size of dot(s) independently, or
- Cycle through alternative mark by keying [Alt+H].
- Slant, elongate or shorten Fatha (/) and (//) by keying Alt+Space .

السَّلَامُ عَلَیْكُمْ أَهْلًا وَسَهْلًا

P/S. By default, wide Fatha (/) and (//) are set above wide letters.

G. Add variety of Marks and Kashidas to simulate Arabic calligraphy.

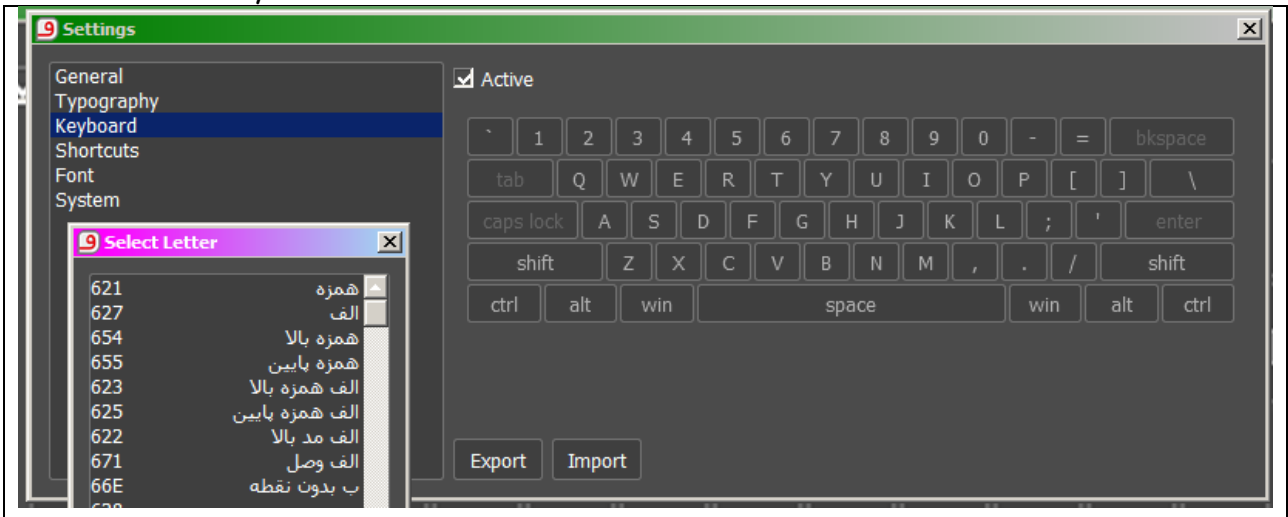
السلام عليكم

H. Select a phrase and undo changes by Keying Alt+Delete .

I. Regulate spaces after words ending with R by replacing them with half spaces.

Programmable Keyboard

Assign your own keys according to your need so that the higher the frequency, the more accessible the key/Character is made.



Subject to change without notice _____ MaryamSoft.com